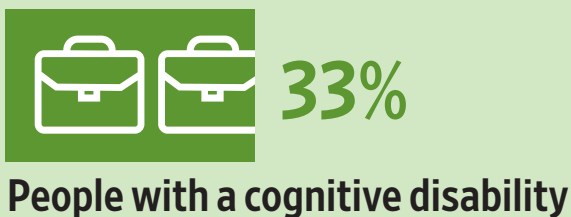



Individuals With a Cognitive Disability Are Less Likely to Work and More Likely to Live in Poverty (2021 data)


WORK



POVERTY



Data Source: American Community Survey, 2021



This graphic is a product of StateData, a project of ThinkWork! at the Institute for Community Inclusion, University of Massachusetts Boston, supported in part by the Administration on Intellectual and Developmental Disabilities, Administration for Community Living, US Department of Health and Human Services, under cooperative agreement #90DNPA0002. The opinions contained herein are those of the grantee and do not necessarily reflect those of the funders.

Statedata.info. (2023). Population Data from the American Community Survey (Post 2007), Cognitive Disability. U.S. Total: Percent of Working-Age People Who Are Employed. Retrieved 07/28/2023 from <http://www.statedata.info/data/showchart/119477>

Shepard, J., Winsor, J., Butterworth, J., Migliore, A., Domin, D., & Zalewska, A. (2023). American Community Survey 2021. Data Note Series, Data Note 83. Boston, MA: University of Massachusetts Boston, Institute for Community Inclusion.